

norsons JEFFERSON BOOKCASE

The Norsons **Jefferson Series** bookcase is the traditional genuine wood bookcase of choice for the discerning office, home office or institution. Tastefully appointed with a traditionally styled top and bottom rail, the Jefferson Bookcase available in three genuine wood finishes: Mahogany, Medium Cherry, and Walnut (pictured). They are available in 6 standard heights, all 36" wide x 12" deep. They are furniture finished on all exterior surfaces, including both sides of the back panel. The Jefferson Series offers a choice of two weight capacity shelves: the 100 lb capacity Novacore shelf, or our exclusive 150 capacity Excalibur (heavy duty) shelf. Old World Craftsmanship and style, commercial quality and durability, backed by a Lifetime limited warranty! Either way, you are buying the best quality, best value wood traditional bookcase available in the USA.



Closeup



GENUINE WOOD VENEER FINISHES



walnut – WB



mahogany – MH



medium cherry – MC

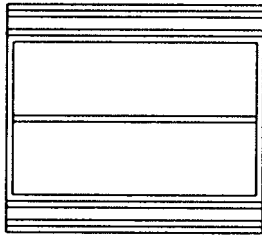
www.norsonsindustries.com

e-mail: norsons1@aol.com

Jefferson Bookcases (Traditional Series)

Walnut • Mahogany • Medium Cherry


F.O.B. Ewing, N.J. 08638 In Stock Program



JEF 30" MH - Mahogany
JEF 30" WB - Walnut
JEF 30" MC - Medium Cherry
JE30 EXC

Size: 36" Wide x 30" High x 12" Deep
Selected Genuine Walnut, Mahogany & Medium Cherry Veneers. Traditional Top & Bottom Rails. 2 shelf openings. Furniture Finished Back on both sides. Shelves 3/4" thick Novacore; Capacity 100lbs.* or 150 LBS. EXC shelf

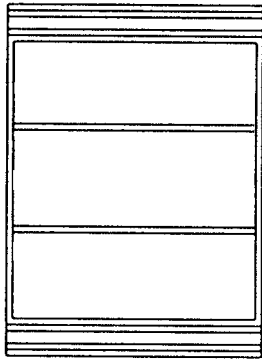
WEIGHT - 50 Lbs.



JEF 36" MH - Mahogany
JEF 36" WB - Walnut
JEF 36" MC - Medium Cherry
JE36 EXC

Size: 36" Wide x 36" High x 12" Deep
Selected Genuine Walnut, Mahogany & Medium Cherry Veneers. Traditional Top & Bottom Rails. 2 shelf openings. Furniture Finished Back on both sides. Shelves 3/4" thick Novacore; Capacity 100lbs.* or 150 LBS. EXC shelf


WEIGHT - 60 Lbs.



JEF 48" MH - Mahogany
JEF 48" WB - Walnut
JEF 48" MC - Medium Cherry
JE48 EXC

Size: 36" Wide x 48" High x 12" Deep
Selected Genuine Walnut, Mahogany & Medium Cherry Veneers. Traditional Top & Bottom Rails. 3 shelf openings. Furniture Finished Back on both sides. Shelves 3/4" thick Novacore; Capacity 100lbs.* or 150 LBS. EXC shelf


WEIGHT - 73 Lbs.



JEF 60" MH - Mahogany
JEF 60" WB - Walnut
JEF 60" MC - Medium Cherry
JE60 EXC

Size: 36" Wide x 60" High x 12" Deep
Selected Genuine Walnut, Mahogany & Medium Cherry Veneers. Traditional Top & Bottom Rails, 4 shelf openings. Furniture Finished Back on both sides. Shelves 3/4" thick Novacore; Capacity 100lbs.* or 150 LBS. EXC shelf


WEIGHT - 82 Lbs.



JEF 72" MH - Mahogany
JEF 72" WB - Walnut
JEF 72" MC - Medium Cherry
JE72 EXC

Size: 36" Wide x 72" High x 12" Deep
Selected Genuine Walnut, Mahogany & Medium Cherry Veneers. Traditional Top & Bottom Rails, 5 shelf openings
1" centers on all adjustable shelves
Furniture Finished Back on both sides. Shelves 3/4" thick Novacore; Capacity 100lbs.* or 150 LBS. EXC shelf

WEIGHT - 93 Lbs.



JEF 84" MH - Mahogany
JEF 84" WB - Walnut
JEF 84" MC - Medium Cherry
JE84 EXC

Size: 36" Wide x 84" High x 12" Deep
Selected Genuine Walnut, Mahogany & Medium Cherry Veneers. Traditional Top & Bottom Rails, 6 shelf openings;
1" centers on all adjustable shelves
Furniture Finished Back on both sides. Shelves 3/4" thick Novacore; Capacity 100lbs.* or 150 LBS. EXC shelf

WEIGHT - 108 Lbs.

CUSTOM SIZES AND FINISHES AVAILABLE: ASK FOR QUOTE.

COLOR SHADES MAY VARY SOMEWHAT BECAUSE PRODUCTS

ARE CRAFTED IN GENUINE WOOD

PRICES SUBJECT TO CHANGE WITHOUT NOTICE

Norsons Industries, LLC

Office: 169 Main St. Suite 202

Matawan, NJ 07747

718-522-6060; 800-GET-NRSN

Fax: 732-862-2476

www.norsonsindustries.com